

Cooper Bussmann

Homepage
About Cooper Bussmann
Contact Us
Privacy
Legal
Cooper Bussmann® Brand
Site Map

S505-3.15-R

TIME DELAY, 5 X 20 mm, CERAMIC

Product Information

Product Type:	Fuse
Product Family:	Electronic
Brand:	Cooper Bussmann

Recommended Products

Rec. Fuse Block:	HTC-15M
Rec. Inline Fuse Holder:	HHT
Rec. Panel-mount Fuse Holder:	HTB Series
Rec. Fuse Clips:	1A3399 Series

Physical Properties

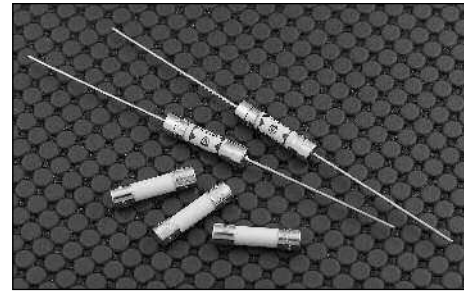
Dimensions:	0.79in.(L) × 0.19in.(W) × 0in.(H)
-------------	-----------------------------------

Electrical Properties

Maximum AC Voltage:	250
Amperage Rating:	3.15
AC Interrupting Ratings:	<ul style="list-style-type: none">• 1500 at 250V
Time Delay:	Yes

Description

- Time delay, high breaking capacity
- Optional axial leads available
- 5mm x 20mm physical size
- Ceramic tube, nickel plated brass endcap construction
- Designed to IEC 60127-2 (1A-12A)



ELECTRICAL CHARACTERISTICS								
In	1.5 In min	2.1 In max	2.75 In		4 In		10 In	
			min	max	min	max	min	max
<1A	60 min	30 min	250 ms	80 sec	50 ms	5 sec	5 ms	55 ms
1A-3.15A	60 min	30 min	1 sec	80 sec	95 ms	5 sec	10 ms	100 ms
4A-10A	60 min	30 min	1 sec	80 sec	150 ms	5 sec	20 ms	100 ms
12.5A	--	30 min	1 sec	80 sec	150 ms	5 sec	20 ms	100 ms

Agency Information

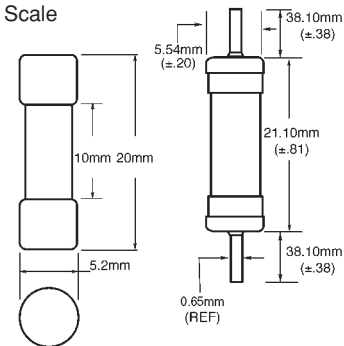
- UL Recognized Card: (500mA-12A) Guide JDYX2, File E19180
- CSA Component Acceptance: File 53787, 500mA-10A
- SEMKO Approval, 500mA-10A
- VDE Approval, 500mA-10A
- BSI Approval, 500mA-10A
- IMQ Approval, 500mA-10A
- CCC Approval, 500mA-6.3A

Ordering

- Specify packaging, product, and option code
- For -R option, drop mA or A from product code (i.e. S505-3-R)

Dimensions

Drawing Not to Scale



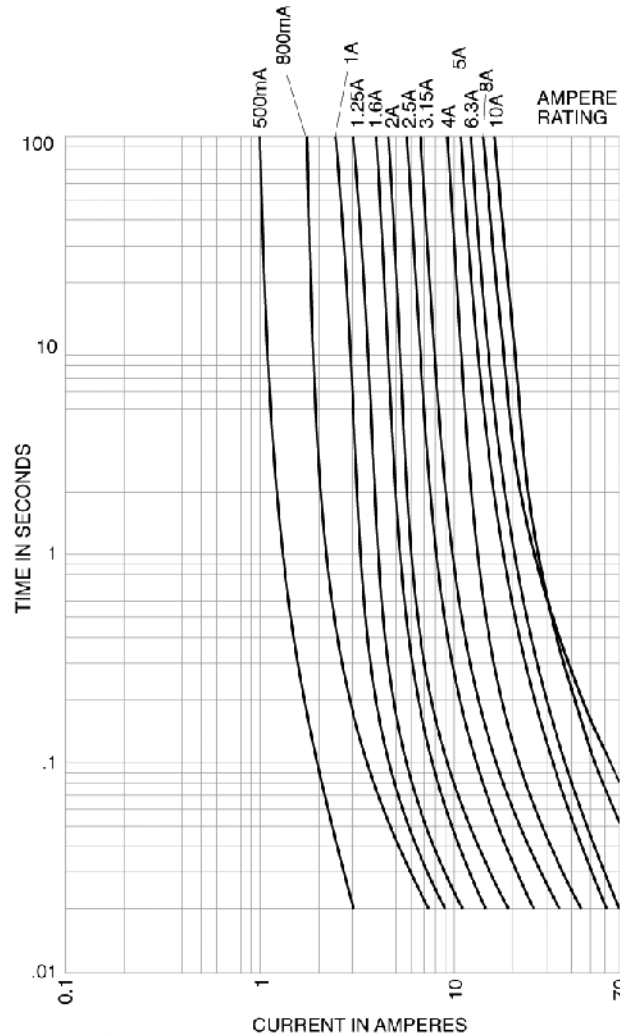
- Ratings above 6.3A have a 0.8mm diameter lead
- With TR2 packaging code, lead wire length is 19.05mm

SPECIFICATIONS

Product Code	Voltage Rating AC	Interrupting Rating at Rated Voltage (50Hz) AC	Typical DC Cold Resistance (ohms)*	Typical Melting I ² t (A ² Sec) AC†	Typical Voltage Drop (mV)‡
S505-500mA	250V	1500A	0.507	-	295
S505-800mA	250V	1500A	0.237	-	189
S505-1A	250V	1500A	0.138	0.74	170
S505-1.25A	250V	1500A	0.089	1.6	150
S505-1.6A	250V	1500A	0.060	3.5	130
S505-2A	250V	1500A	0.041	7.6	110
S505-2.5A	250V	1500A	0.030	14	100
S505-3.15A	250V	1500A	0.021	27	90
S505-4A	250V	1500A	0.015	52	85
S505-5A	250V	1500A	0.011	98	80
S505-6.3A	250V	1500A	0.008	197	75
S505-8A	250V	1500A	0.007	311	75
S505-10A	250V	1500A	0.006	397	72
S505-12A	250V	1000A	0.005	714*	77

* DC Cold Resistance (Measured at <10% of rated current)
 † Typical Melting I²t (I²t was measured at listed interrupting rating and rated voltage)
 ‡ Typical Voltage Drop (Voltage drop was measured at 20°C ambient temperature at rated current)
 x Typical Melting I²t was measured at 10 times the rated current under DC

TIME CURRENT CURVE
Time-Current Characteristics—Total Clear



PACKAGING CODE	
Packaging Code	Description
BK	100 pieces of fuses packed into a cardboard carton
BK1	1,000 pieces of fuses packed into a poly bag
TR2	1,500 pieces of fuses packed into tape on a reel (19.05mm lead wire length)

OPTION CODE	
Option Code	Description
V	Axial leads - copper tinned wire with nickel plated brass overcaps
-R	RoHS compliant version